

■DESCRIPTION

The M-9000 Matrix Mixer is designed to be used in conjunction with optional modules and can be configured for up to 8 inputs and 8 outputs. 9000 series modules as well as existing 900 series input modules can be used. The most appropriate modules can be selected depending on applications. It is equipped with signal processing and control functions necessary for sound reinforcement, permitting all parameters to be set at the mixer. Settings data can be stored inside the unit and called up using the keys on the front panel.

■SPECIFICATIONS

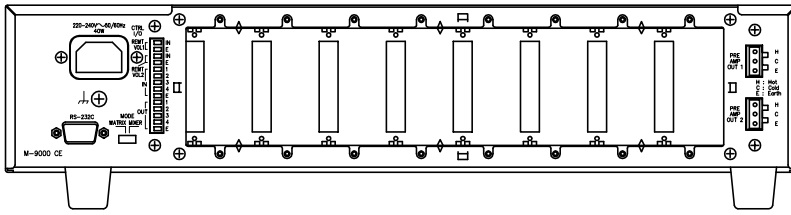
(*1) 0 dB = 1 V

Power Source	220 - 240 V AC, 50/60 Hz
Power Consumption	40 W
Audio Input	Max. 8 channels, modular construction (modules optional)
Audio Output	Preamplifier output 1, 2: 0 dB(*1), 600 Ω, balanced, removable terminal block (3 pins)
Module Slot	Analog input (slot 1 - 8): -10 dB(*1), 10 kΩ, unbalanced Digital input (slot 1 - 4): 24 bit/48 kHz MIX output (slot 1 - 8): -14 dB(*1), 330 Ω (CH 1 prefader output), unbalanced Digital output (slot 5 - 7): 24 bit/48 kHz Power supply (slot 1 - 8): +24 V, -24 V, +6 V DC
Digital Audio Signal Reference Level	-20 dBFS
Frequency Response	20 - 20,000 Hz, +1, -3 dB
Total Harmonic Distortion	0.008% (at 22 kHz LPF, 1 kHz, +10 dB(*1) output)
S/N Ratio	At Input short, 20 - 20,000 Hz, set to ALL FLAT or OFF setting Output volume min.: 90 dB Output volume max.: 61 dB (Input 1 volume: 0 dB, Other Inputs: OFF)
Cross Talk	Over 64 dB (at 20 kHz)
Tone Control	Bass: ±12 dB (at 100 Hz) Treble: ±12 dB (at 10 kHz)
Parametric Equalizer	10 bands, Frequency: 20 - 20,000 Hz, 31 steps, Variable range: ±12 dB, Q: 0.3 - 5
Speaker Equalizer	15 (compatible with TOA speakers only)
High-pass Filter	-12 dB/oct, Variable frequency range: 20 - 400 Hz, 14 steps
Low-pass Filter	-12 dB/oct, Variable frequency range: 4,000 - 20,000 Hz, 8 steps
Compressor	Depth: 1 - 5
Delay	0 - 40 ms (1 ms steps), maximum 40 ms (CH 1 + CH 2), mixer mode only
Scene/Event Memory	32
Operation Mode	Matrix mode/Mixer mode (selector switch)
Auxiliary Function	Key lock function
Control Input/Output	RS-232C(*2), D-sub connector (9 P, female) Control input: 4 inputs, no-voltage make contact input, open voltage: 3.3 V DC, short-circuit current: Under 1 mA, removable terminal block (14 pins) Control output: 4 outputs, open collector output, withstand voltage: 27 V DC, control current: 50 mA, removable terminal block (14 pins) Remote volume: 2 channels, connect a 10 kΩ/linear taper variable resistor or input the DC voltage of 0 to +10 V, removable terminal block (14 pins)
Operating Temperature	-10°C to +40°C
Operating Humidity	35% to 80% RH (no condensation)
Finish	Panel: Aluminum, hair-line, black Case: Surface-treated steel plate, black, paint
Dimensions	420 (W) x 107.6 (H) x 353 (D) mm
Weight	6 kg
Accessory	Power cord (2 m) ---1, Rack mounting bracket ---2, Bracket mounting screw ---4, Blank panel ---7, Blank panel mounting screw ---14, Removable terminal plug (3 pins) ---2, Removable terminal plug (14 pins) ---1, CD-ROM ---1, Start guide ---1

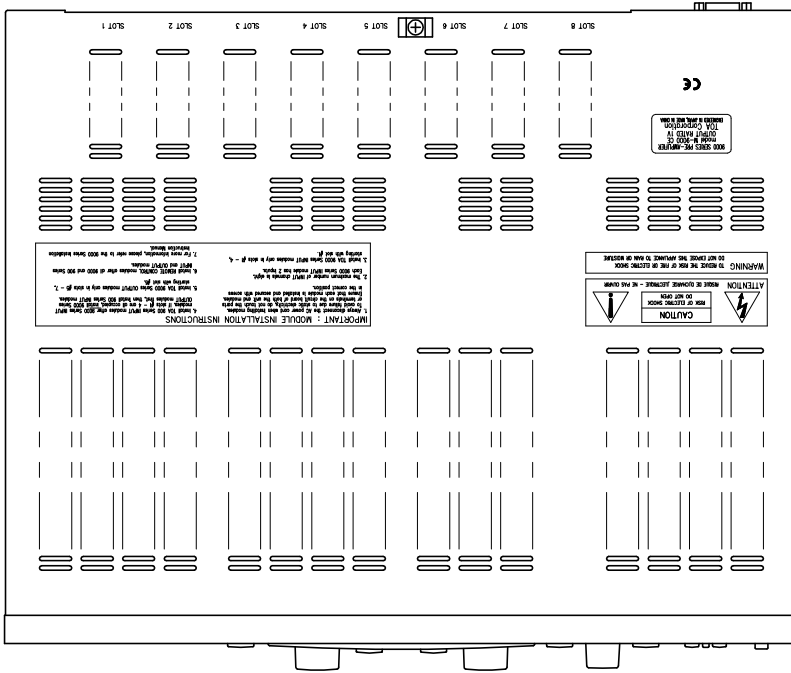
(*2) Allowing it to be controlled by a control system such as AMX and Crestron through RS-232C port.

Notes: AMX is a trademark of AMX Corporation.
Crestron is a trademark of Crestron Electronics, Inc.

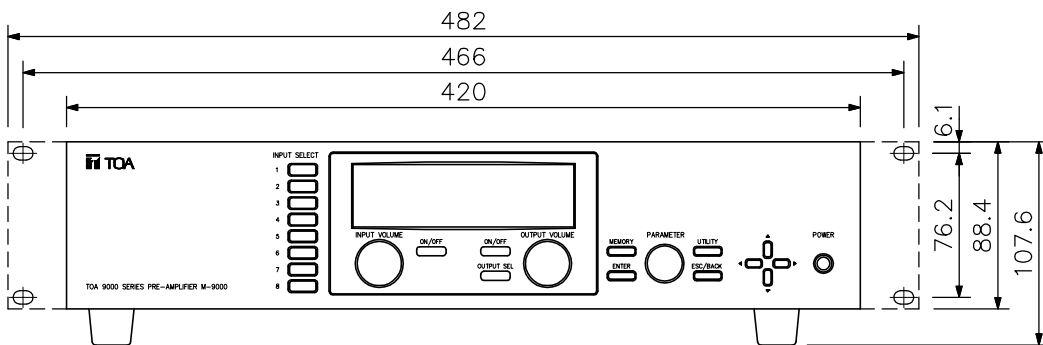
■ APPEARANCE



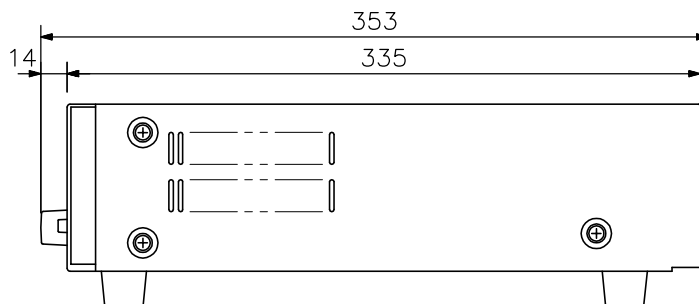
Rear View



Top View



Front View



Side View

UNIT:mm SCALE:1/4